



• Features

- Extremely compact and low noise (compared with preceding models).
- Can control 3-phase 200 V motor by using single-phase 100 V power (use of voltage doubler). Single-phase 200 V version is available.
- Easy to operate control knob.
- External normal/reverse switches.
- Applicable to 3-phase motors.

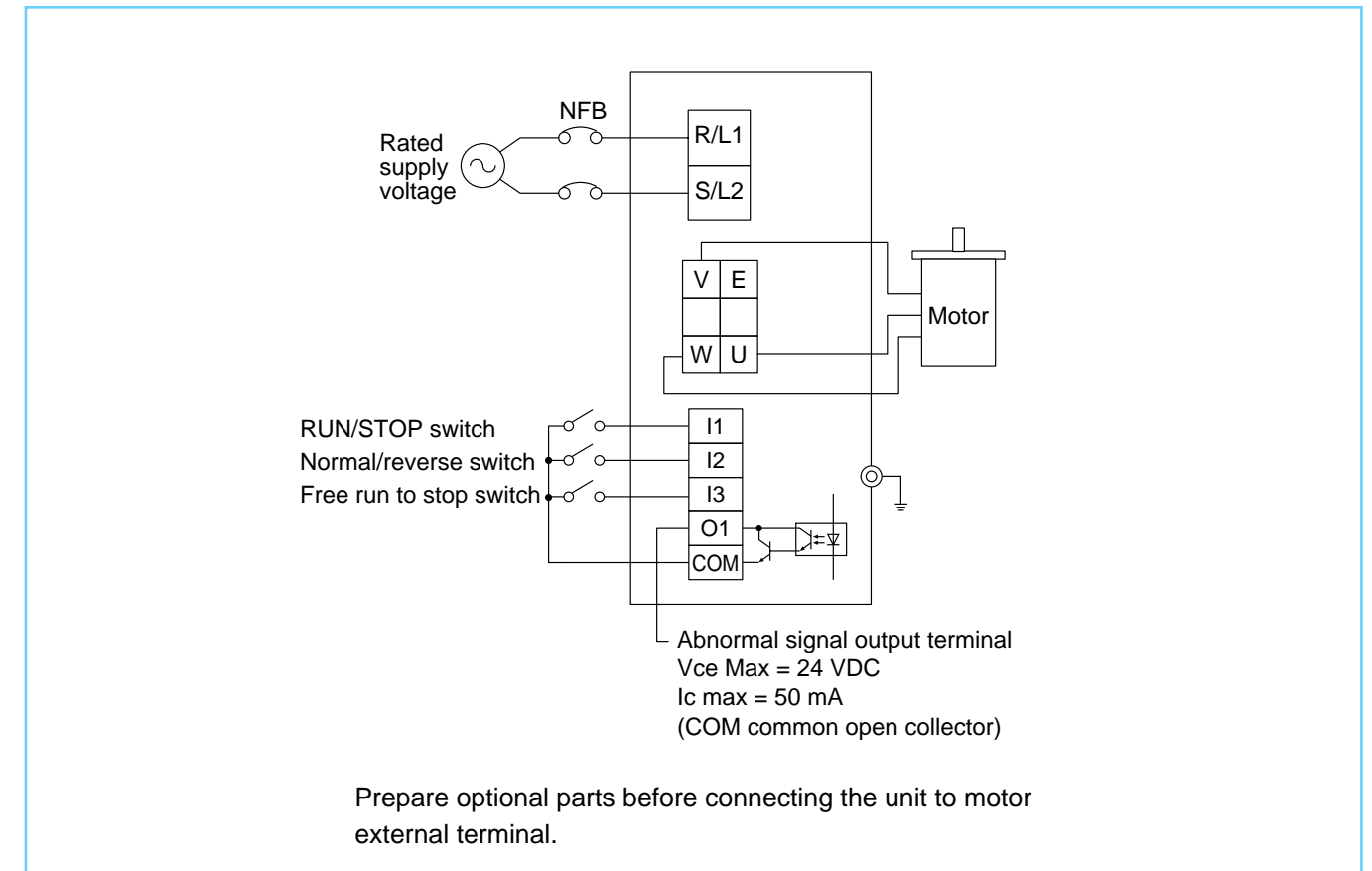
• Standard specification

Part number	M1G4A1V1X	M1G9A1V1X	M1G4A2V1X	M1G9A2V1X
Output rating				
Applicable motor (W) *1	25/40	60/90	25/40	60/90
Output volt-ampere (kVA) *2	0.11/0.16	0.19/0.27	0.11/0.16	0.20/0.28
Rated output current (A)	0.28/0.4	0.49/0.7	0.28/0.4	0.49/0.7
Rated output voltage	3-phase 200 to 220 VAC		3-phase 200 to 230 VAC	
Power source				
Voltage	Single-phase 100 to 110 VAC		Single-phase 200 to 230 VAC	
Permissible voltage variation	±10%			
Frequency	50/60Hz ±5%			
Control method				
Controlling system	Low noise sine-wave PWM			
Output frequency range *3	1.0 to 120Hz (factory setting: 60 Hz)			
Acceleration/deceleration time setting *4	0 to 30 sec			
Overload current rating	150% 1 min.			
Regenerative braking torque *5	Short time average deceleration torque 100%			
Frequency setting	Panel control			
Operation switch, normal/reverse switch	Panel switch			
External signal	(input): operation instruction, normal/reverse instruction, free-run stop; (output): abnormal signal			
Protective function	Undervoltage, overcurrent, overvoltage, instantaneous power interruption, stall, overload shutdown, self-diagnosis trip			
Electronic-thermal	25 W/40 W	60 W/90 W	25 W/40 W	60 W/90 W
Environmental condition				
Ambient temperature	-10°C to +40°C (no freezing)			
Ambient humidity	90% RH (no dewing)			
Atmosphere	Indoor (free from foreign objects such as corrosive gas and dust)			
Altitude	Up to 1,000 m			
Protective construction	Closed type (IP20)			

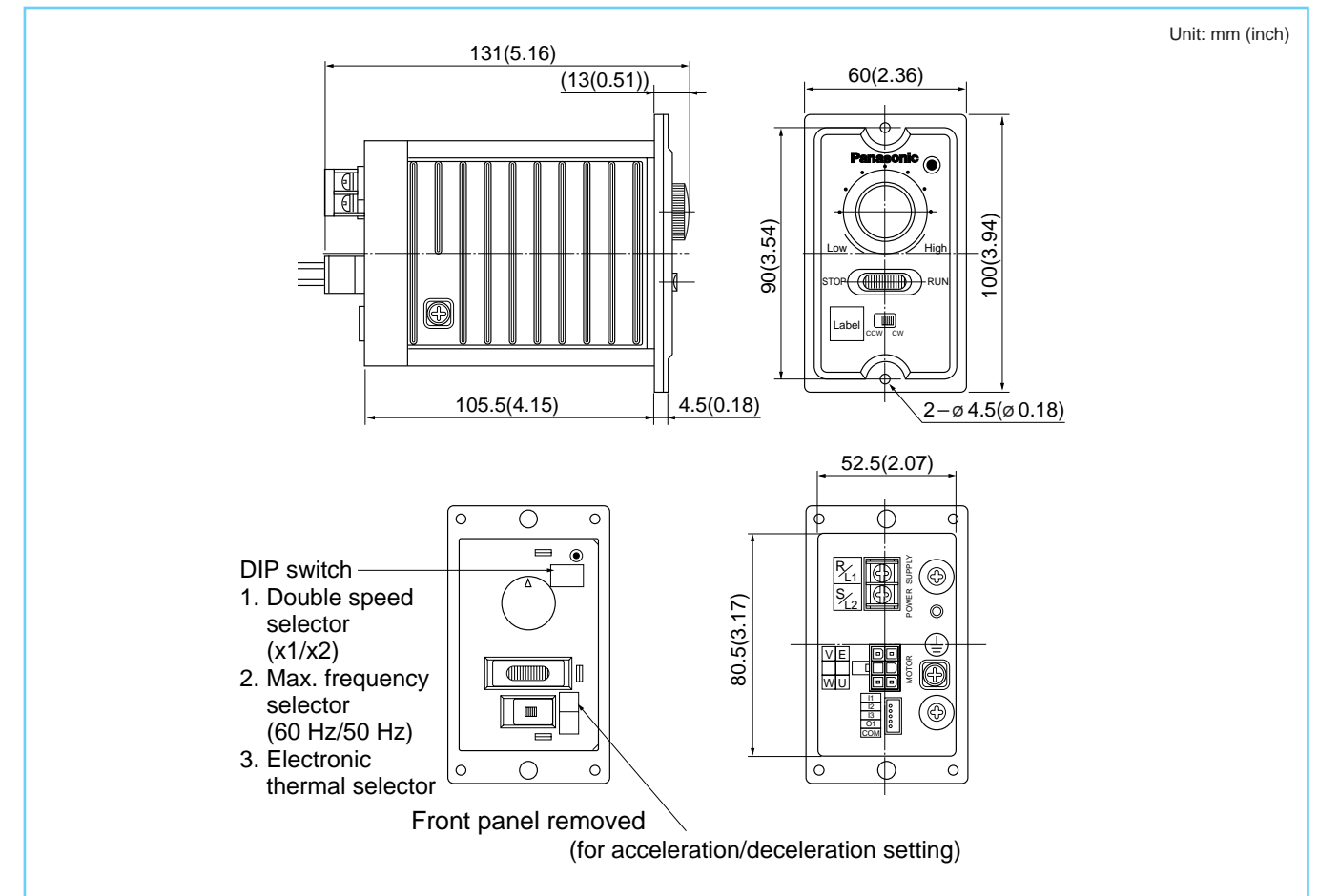
*1. Panasonic 3-phase compact geared motors MoM series 4 models.
 *2. Measured at rated output voltage at 220 V (M1GoA1V1X), 230 V (M1GoA2V1X).
 *3. When using a gear head, keep the output frequency 60 Hz, or below.
 *4. When set to "0", actual time is 0.05 sec.
 *5. Regenerative braking torque refers to a short-time averaged deceleration and not a continuous torque.
 Deceleration at a frequency higher than the fundamental frequency provides lower torque. No internal braking resistor is provided.
 * Before using the product, carefully read through "Instruction manual" to understand the safety precautions and operation of it.

* Please read your User's manual carefully so that you will understand the operation and safety precautions before attempting to operate the system.

• Layout drawing



• Outline drawing



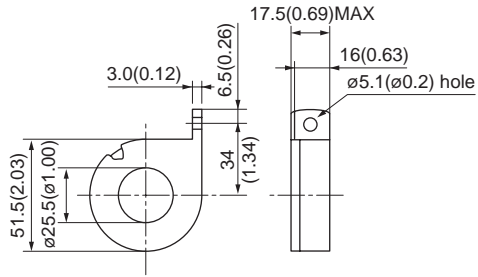
* Please read your User's manual carefully so that you will understand the operation and safety precautions before attempting to operate the system.

Speed controller

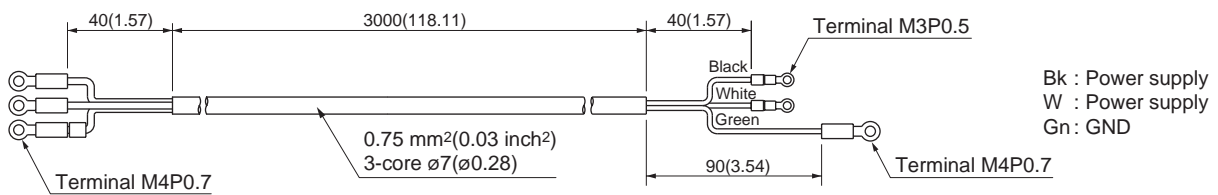
• Option

• Data line filter (DV0P031)

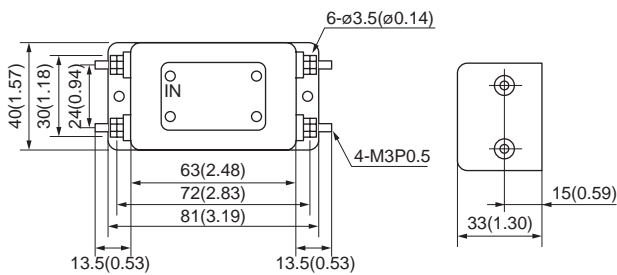
Unit: mm (inch)



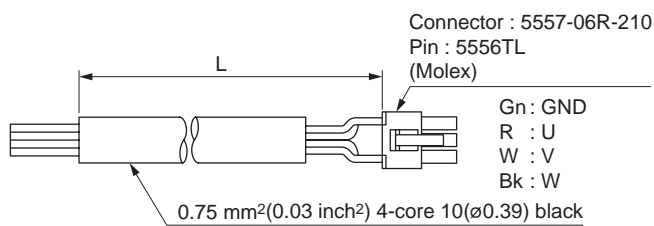
• Power supply cord (DV0P137)



• Noise filter (DV0P140)

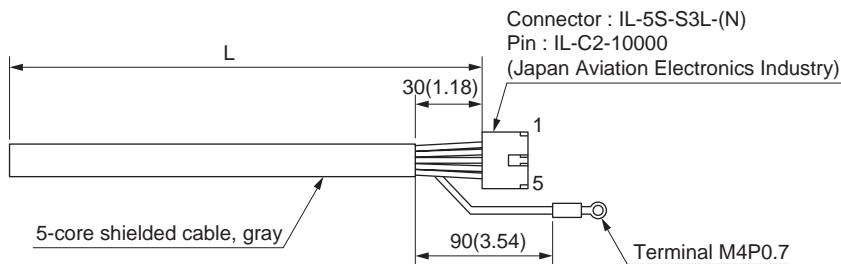


• Motor extension cord



Option part No.	L : m (inch)
DV0P13802	2(78.74)
DV0P13803	3(118.11)
DV0P13805	5(196.85)

• External control extension cord



Option part No.	L : m (inch)
DV0P13902	2(78.74)
DV0P13903	3(118.11)
DV0P13905	5(196.85)

Connector No.	Conductor color	Terminal symbol
1	W	I1
2	R	I2
3	Bk	I3
4	Y	O1
5	Gn	COM

* Please read your User's manual carefully so that you will understand the operation and safety precautions before attempting to operate the system.